

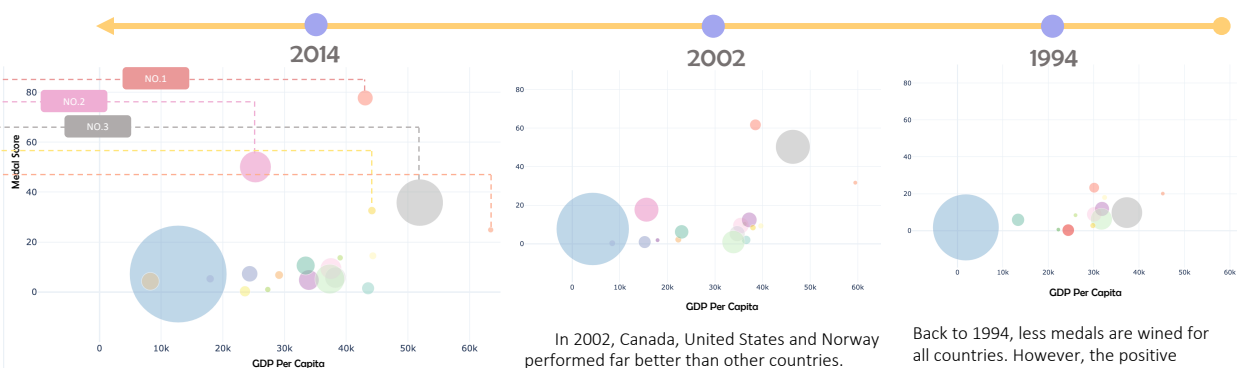
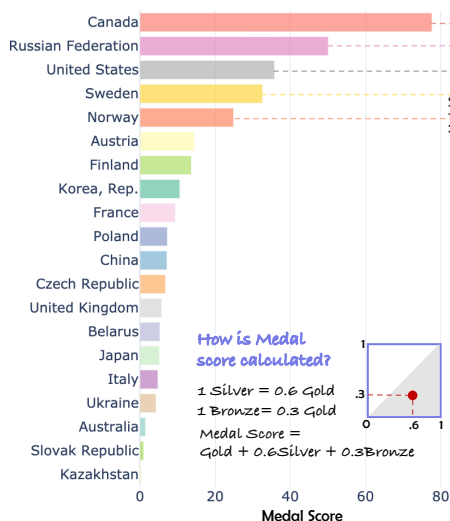
Who's the Winner of Winter Olympics and ... Why?

Who wins more medals?

Wealthier Country performs better?

Who has most decorated athletes?

Medals & GDPs



In the graph, we show the relationship between medal score, GDP per capita and total population of a country (with the size of circle represent the population) over time.

In terms of the medal score, Canada is the no.1 winner in all three years.

We can also see an obvious positive correlation between wealth and winter Olympic performance

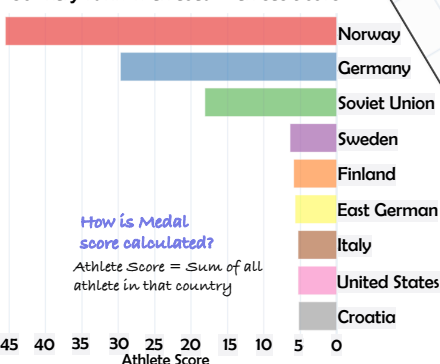
Winner by Athletes

Countries can be recognized with some extraordinary athletes.

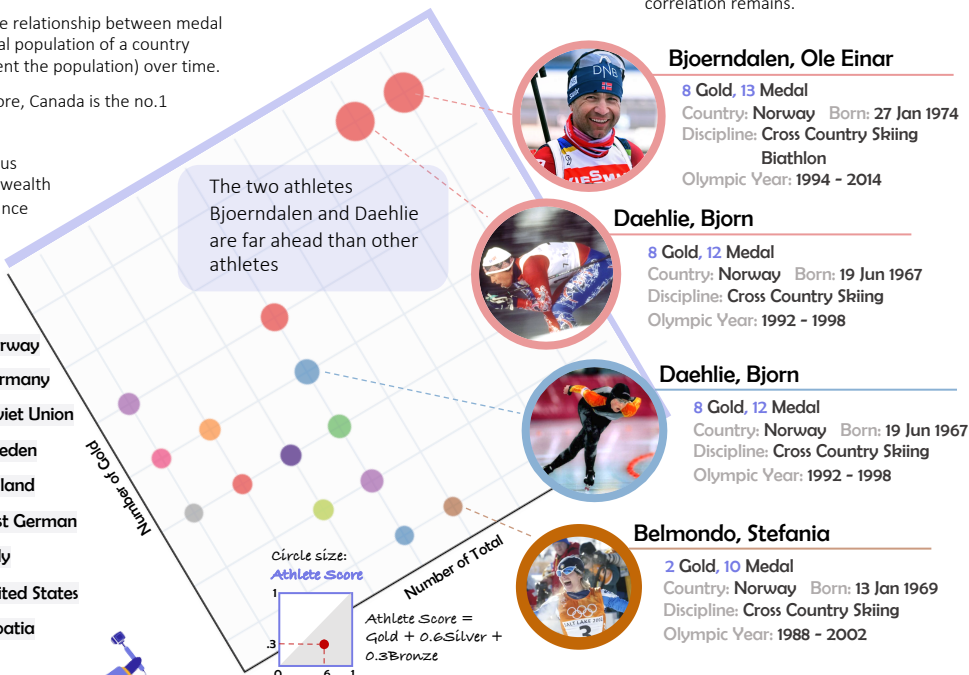
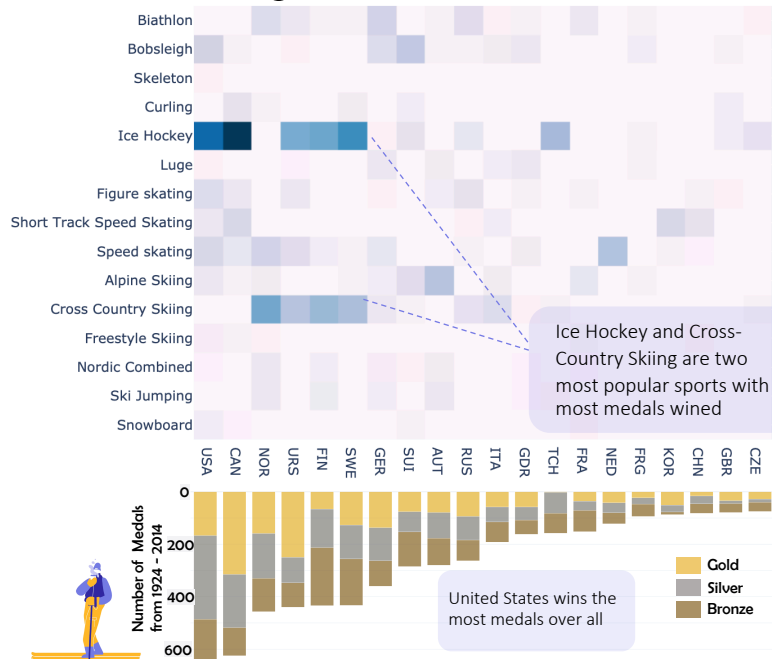
Norway is the country with the most (both in quality and quantity) decorated athletes, followed by German and Soviet Union.

The results are calculated with data from 1924 – 2014 and we only choose top 25 athletes for calculation.

Country rank with total Athlete Score



Winner by Sports



Bjoerndalen, Ole Einar

8 Gold, 13 Medal
Country: Norway Born: 27 Jan 1974
Discipline: Cross Country Skiing
Biathlon
Olympic Year: 1994 – 2014

Daehlie, Bjorn

8 Gold, 12 Medal
Country: Norway Born: 19 Jun 1967
Discipline: Cross Country Skiing
Olympic Year: 1992 – 1998

Daehlie, Bjorn

8 Gold, 12 Medal
Country: Norway Born: 19 Jun 1967
Discipline: Cross Country Skiing
Olympic Year: 1992 – 1998

Belmondo, Stefania

2 Gold, 10 Medal
Country: Norway Born: 13 Jan 1969
Discipline: Cross Country Skiing
Olympic Year: 1988 – 2002

How to read the graph?

The radius axis represents the time dimension, from 1972-2014. The angle axis represent 15 different sports in winter Olympics. The circle size encodes the total number of medals

Who is Good at What?

Countries' skilled sports over time (1972 – 2014)

